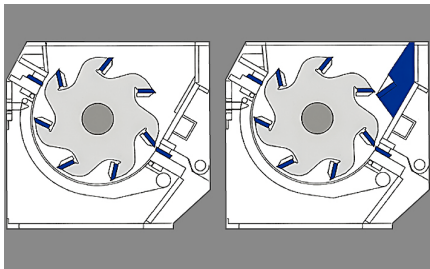


# GSH 800

## Heavy Duty Granulator


- Knives are adjusted outside of the machine
- Specially developed deflector wedge
- Wide choice of rotors
- Well thought out housing design
- Strong welded steel construction
- Oversized outboard bearings



The easily removable deflector wedge acts as a third stator blade and can be used to adjust the aggressiveness of the rotor at the first cutting point.



The GSH granulators are available with different rotor options to fit different applications. All rotors feature the V-cut technology creating a high quality regrind.



For abrasive applications the GSH granulators can be equipped with rotors with key parts manufactured from highly wear resistant steel as well as welded on hard facing.

### General Description

The heavy duty granulators of the GSH 800 series offer a wide array of different rotor designs with widths ranging from 1200 mm to 2000 mm and a diameter of 800 mm. The completely welded, heavy steel construction is designed to withstand the most demanding and universal applications. Rotor bearings, knife mounts, and rotor shaft are oversized. The standard V-cut creates a high quality regrind with a very low percentage of fines in the output material. The removable third stator blade acts as a deflector wedge and allows the machine to be quickly adjusted to different application scenarios. Other standard features include easily replaceable wear plates in the cutting chamber as well as outboard bearings reducing the risk of contamination.

### Applications

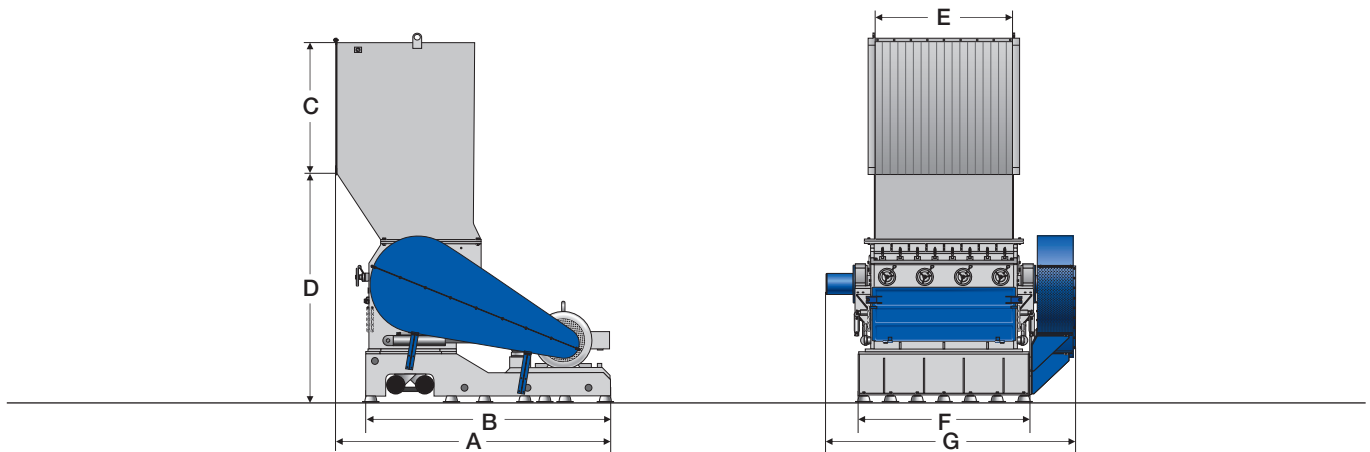
The wide range of rotors and hopper styles allow the GSH machines to be tailored to almost every application in the plastic recycling field, mainly with high throughput requirements. The GSH 800 series can be used to grind large thick walled parts down to a granule in one step, or be used as a second step granulator after a ZXS shredder to reach very high throughput rates. When used to grind light materials, such as bottles, the throughput can be greatly increased with the addition of a ZERMA force feeding device. For abrasive, contaminated, or highly filled materials, the machines can be equipped with special wear protections, such as hard facing of the rotor and housing, and key parts manufactured from highly wear resistant steels.



**The Home of Size Reduction**

# GSH 800

## Heavy Duty Granulator



### Technical Specifications and Dimensions

#### Model

	800/1200	800/1600	800/2000
Rotor diameter (mm)	800	800	800
Rotor width (mm)	1200	1600	2000
Drive capacity (kW)	132	160	2 x 160
Rotor knife (rows)	5 or 7 or 9	5 or 7 or 9	7 or 9
Stator blade (rows)	2 or 3	2 or 3	2 or 3
Screen size (mm)	>8	>8	>8
Effective working area (mm)	1150 x 915	1570 x 915	1960 x 915
Weight approx (kg)	10400	12500	13500

A (mm)	3100	3175	3175
B (mm)	2800	2800	2800
C (mm)	1200	1400	1600
D (mm)	2250	2600	3055
E (mm)	1150	1570	1965
F (mm)	1535	1970	2250
G (mm)	2400	2860	3465

#### ZERMA

311 Era Drive  
Northbrook, IL 60062  
Phone: 1-847-291-1300  
sales@zerma-america.com

zerma.com

